

NEW

EC 1175



UP TO 200 M3/H. UP TO 750 HP. UP TO 600 MM LOGS.

EC 1175 YOUR CHOICE

THE EC 1175 OFFERS AN OPTIMAL CAPACITY OF 200 M³/H WITH GREAT VERSATILITY. THE EC 1175 IS TRUSTED BY PROFESSIONALS IN THE BIOMASS INDUSTRY TO DELIVER PERFECT SIZED WOOD CHIPS WITH LITTLE TO NO FINE MATERIAL.

1

The EC 1175 is an extremely solid machine that meets the highest professional demands in the biomass industry, yet it is versatile in options and compact in design. It delivers maximum capacity.



EC 1175 YOUR CHOICE

2

Among many other options a remote control can be added to your EC 1175. The radio remote control gives you the freedom to operate the wood chipper wherever you are, as long as you are within range. For example, you can set the infeed speed and you can move around the discharge blower pipe with just a single click. The wood chips will maintain the perfect size, no matter with what velocity they are produced.

3

The EC 1175 has a completely open system. This means that every part within the machine is easily accessible and maintainable. No longer do you have to take apart the whole machine to maintain just one piece. You can even “crawl through the machine”.

4

Optionally vertical infeed rollers can be added to the machine. This option is ideal when you are chipping branches and other voluminous material. Since four infeed rollers hold a better grip on the material than just two, the material is transported more easily and more efficiently towards the drum.

5

An open infeed chain and a hydraulically foldable table can be added to the EC 1175. Hardly any sand and other material is then transported to the drum, which makes sure the knives and other wear parts have a longer lifetime.




2



3

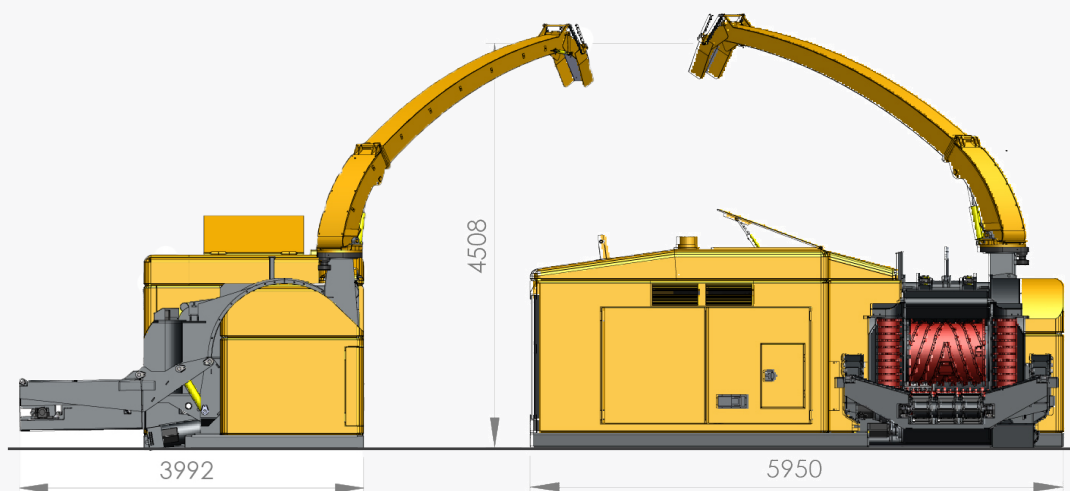


4

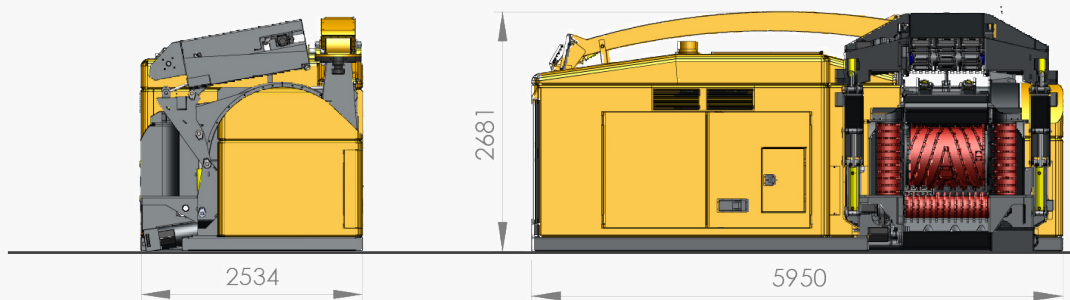


TECHNICAL SPECIFICATIONS

WORKING DIMENSIONS



TRANSPORT DIMENSIONS



	EC 1175	EC 1175e	EC 1175 PTO
Power	Up to 770 hp	Up to 575 kW	Up to 480 hp
Output	150-200 m ³ /h, depending on material		
Infeed opening	1100 x 750 mm		
Drum diameter	1000 mm, including knives		
Upper feed wheel	750 x 900 mm (diameter x width)		
Bottom feed wheel	330 x 900 mm (diameter x width)		
Drum rotation speed	Between 500 and 700 rpm		
Knives	6 pcs on drum and 1 pc counter knife		
Weight	18.500 kg, including engine and table		
Specifications	Hydraulically operated discharge blower pipe of 5 m long, wear plates underneath the blower w/ max 6 replaceable paddles, automatic no-stress system, emergency stop on both sides, manufactured completely from high grade steel S335, double screen 180° of Hardox steel.		
General options	Europe controller w/ PLC, colour display and proportional valves, remote control, vertical infeed rolls, flex air ventilator for oil, water air and fuel. Special colour customers' choice with grey RAL 7021. Knife. Counter knife. Screen 50/70/90 mm of Hardox steel. Oil cooler electric extra in combination with sprocket pump.		
Power options	485 hp CAT C13 Tier IV Final motor or 770 hp CAT C18 Tier III motor. PTO shaft plus pulleys and drive train up to 480 hp. Electrical motor up to 575 kW.		
Transport options	Tandem axle with hydraulic brake plus draw bar, spring suspension up to 40 km/h road legal or air brakes up to 80 km/h road legal. Optional draw bar eye 50 mm instead of 38 mm. Truck mount frame. Hook lift frame. Extra hook in the rear. 2-speed steel tracks. Rubber pads. Radio remote control for tracks.		
Crane options	Europe Forestry Crane (EFC) 10095 up to 10 tons and 9.5 m reach. Mechanical controllers plus seat. Electrical controllers plus 6 pcs Danfoss PVG32 for load sensing pump. Crane mounting plate plus adjustment to chassis. Sprocket pump. Load sensing pump. Patru-una grapple 200 or 310. Cabin normal and cabin deluxe. Double legs in front and rear.		